

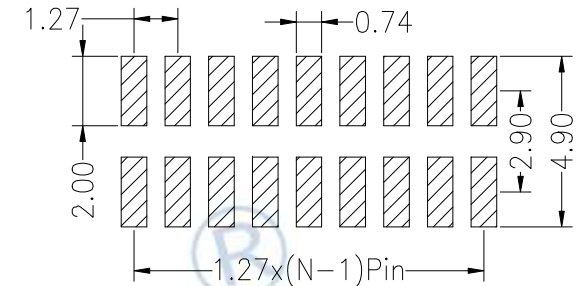
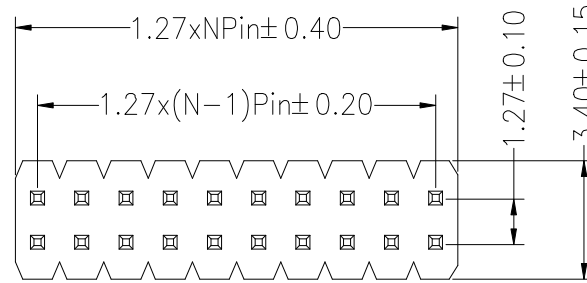


SPECIFICATIONS

Rated Current:1.0AMP
 Contact Resistance:20mΩ Max
 Withstand Voltage:500V AC/DC
 Insulation Resistance:1000MΩ Min
 Operation Temperature:-40°c to +105°c

Contact Material:Brass
 Contact Plating:Au Over Ni
 Insulator Material:Polyester(UL94V-0)
 Resistance To Soldering Heat:
 260° C±5° C, 10s(PA6T&PA9T&LCP insulator)

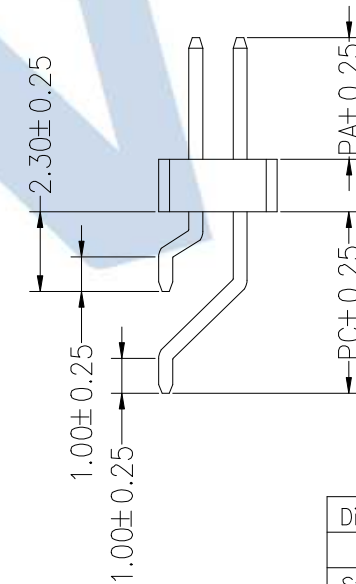
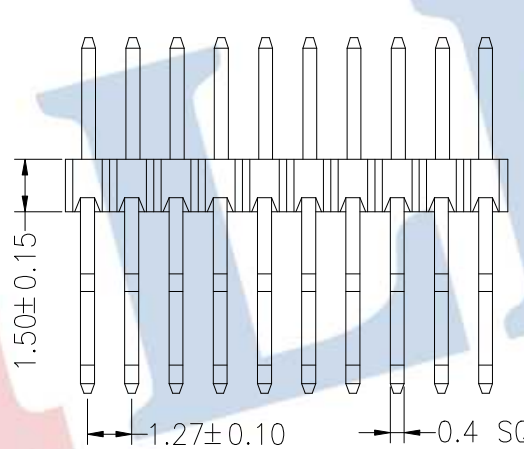
Recommended P.C.B Layout(Top Side)
 (PCB BOARD TOLERANCE±0.05)



Ordering Information

1415 12 XX X N XX Z XXX X 0X

High.of Plastic 15=H1.5mm
 No.of Pins Per Row 02~50P
 Insulator Material Option
 C=BK-PA6T
 E=BK-PA9T
 F=BK-LCP
 Contact Plating
 G0:Gold Flash
 G1:1u" Gold
 G2:1.5u" Gold
 G3:2u" Gold
 G4:3u" Gold
 G5:5u" Gold
 G6:10u" Gold
 G7:15u" Gold
 G8:30u" Gold
 S0:Gold Flash/Tin
 SN:Tin
 Pin Length
 Packing
 O=PE Bag
 A=Tray
 T=Tube
 P=Tube+Cap
 R=Reel+Cap
 M=Reel+Mylar



Dimension antitheses list		
ITEM	PA	PC
Standard	XXX	5.50

				OPERATION		DRAW	RICH LIN	23.06.10	SCALE	FIT	JILN ® 深圳市锦凌电子有限公司 SHENZHEN JINLING ELECTRONICS CO.,LTD Tel: 86-755-27483253 Fax: 86-755-2997-5992	
				X.X	±0.30				UNIT	mm		
				X.XX	±0.20	CHECK	SIZE	A4				
A0	2023.06.10	NEW DRAWING		X.XXX	±0.10	APPROVE	SHEET	1/1				
REV	DATE	MODIFICATION DESCRIPTION		DIM	TOL	PROJ.		TITLE:	1.27mm Pin Header 90° SMT			