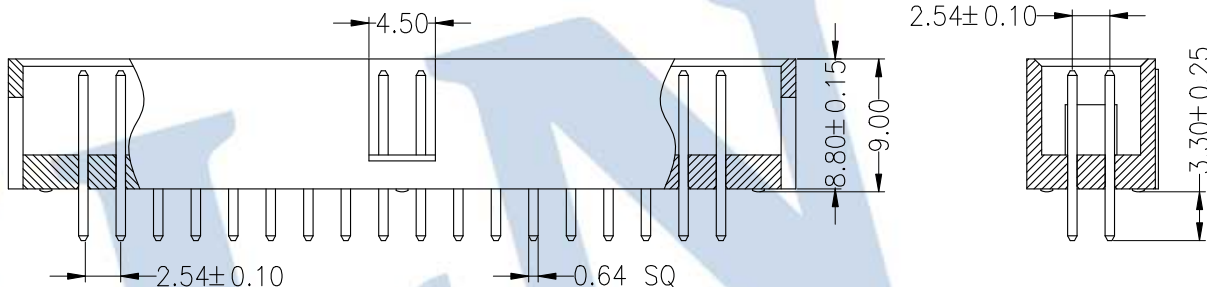
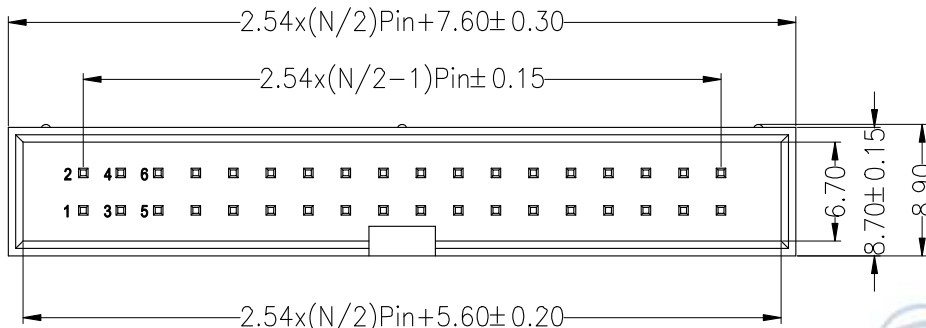




SPECIFICATIONS

Rated Current:3.0AMP
 Contact Resistance:20mΩ Max
 Withstand Voltage:1000V AC/DC
 Insulation Resistance:1000MΩ Min
 Operation Temperature:-40°C to +105°C

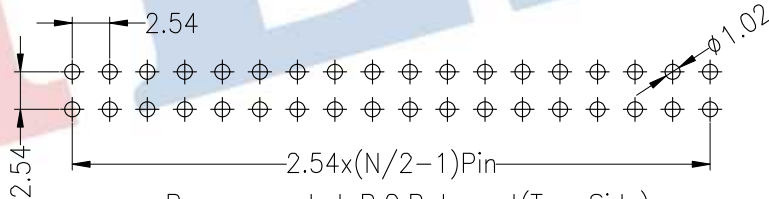
Contact Material:Brass
 Contact Plating:Au or Sn Over Ni
 Insulator Material:Polyester(UL94V-0)
 Resistance To Soldering Heat:
 245°C±5°C, 10s(PBT insulator)
 260°C±5°C, 10s(PA6T&PA9T&LCP insulator)



Ordering Information

3210 XX S XX X B K00 X XX

- No.of Pins: 6--64P
- Contact Plating: G1:Gold Flash, G2:1.5u" Gold, G3:2u" Gold, G4:3u" Gold, G5:5u" Gold, G6:10u" Gold, G7:15u" Gold, G8:30u" Gold, S0:Gold Flash/Tin, SN:Tin
- Insulator Material Option: A=PBT, C=PA6T, E=PA9T, F=LCP
- Packing: T=Tube, A=Tray, P=Tube+Cap
- code stream: 01~99



Recommended P.C.B Layout(Top Side)
 (PCB BOARD TOLERANCE±0.05)

				OPERATION		DRAW	Jelly Feng	21.11.10	SCALE	FIT	JILN ® 深圳市锦凌电子有限公司 SHENZHEN JINLING ELECTRONICS CO.,LTD Tel: 86-755-27483253 Fax: 86-755-2997-5588		
				X.X	±0.30				UNIT	mm			
				X.XX	±0.20	CHECK	SIZE	A4	PART NO.	3210XXSXXXBK00XXX			
A0	2021.11.10	NEW DRAWING		X.XXX	±0.10	APPROVE	SHEET	1/1	TITLE:	2.54mm Box Header H8.8mm 180°			
REV	DATE	MODIFICATION DESCRIPTION		CHANGE	DIM	TOL	PROJ.						