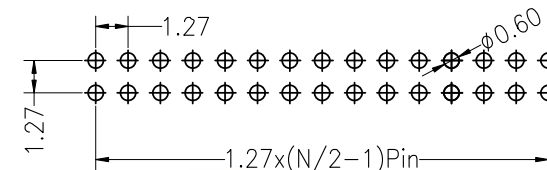
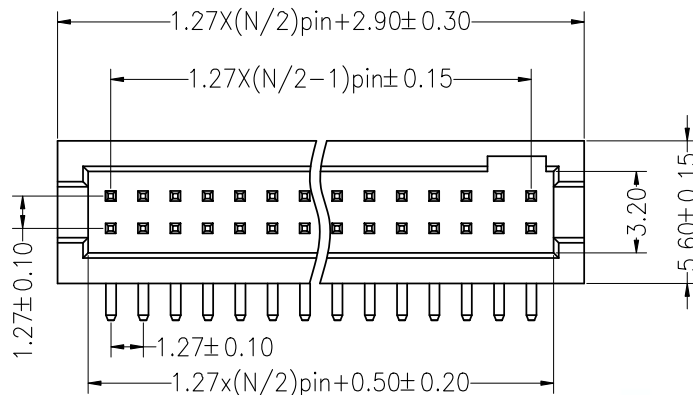




SPECIFICATIONS
 Rated Current:1.0AMP
 Contact Resistance:20mΩ Max
 Withstand Voltage:500V AC/DC
 Insulation Resistance:1000MΩ Min
 Operation Temperature:-40°C to +105°C

Contact Material:Brass
 Contact Plating:Au or Sn Over Ni
 Insulator Material:Polyester(UL94V-0)
 Resistance To Soldering Heat:
 245°C±5°C, 10s(PBT insulator)
 260°C±5°C, 10s(PA6T&PA9T&LCP insulator)

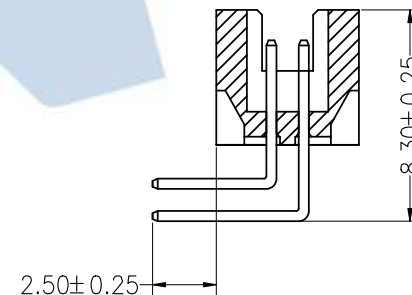
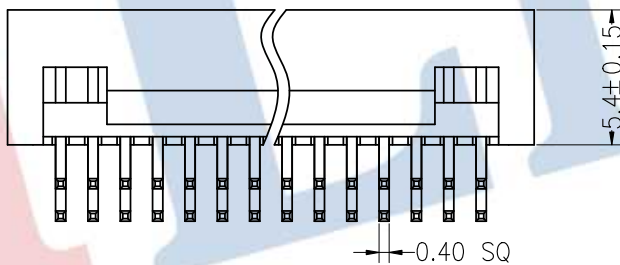
Recommended P.C.B Layout(Top Side)
 (PCB BOARD TOLERANCE±0.05)



Ordering Information

3231 XX R XX X B K00 X 0X

- No.of Pins: 10-100P
- Contact Plating:
 - G0:Gold Flash
 - G1:1u" Gold
 - G2:1.5u" Gold
 - G3:2u" Gold
 - G4:3u" Gold
 - G5:5u" Gold
 - G6:10u" Gold
 - G7:15u" Gold
 - G8:30u" Gold
 - S0:Gold Flash/Tin
 - SN:Tin
- Insulator Material Option:
 - A=BK-PBT
 - C=BK-PA6T
 - E=BK-PA9T
 - F=BK-LCP
- Packing:
 - 0=PE Bag
 - A=Tray
 - T=Tube
 - P=Tube+Cap



| | | | | | | | | | | | | |
|-----|------------|--------------------------|--------|-----------|-------|---------|-------|----------|-------|----------|---|--|
| | | | | OPERATION | | DRAW | BEN | 12.09.18 | SCALE | FIT | JILN ® 深圳市锦凌电子有限公司 SHENZHEN JINLING ELECTRONICS CO.,LTD Tel: 86-755-27483253 Fax: 86-755-2997-5588 | |
| | | | | X.X | ±0.30 | | | | UNIT | mm | | |
| | | | | X.XX | ±0.20 | CHECK | SIZE | A4 | | | | |
| | | | | X.XXX | ±0.10 | APPROVE | SHEET | 1/1 | | | | |
| | | | | Angle | ±3° | | PROJ. | ◆ | | | | |
| A0 | 2012.09.18 | NEW DRAWING | | DIM | TOL | | | | | PART NO. | 3231XXRXXXBK00X0X | |
| REV | DATE | MODIFICATION DESCRIPTION | CHANGE | | | | | | | TITLE: | 1.27Box Header Npin H5.4 90° | |