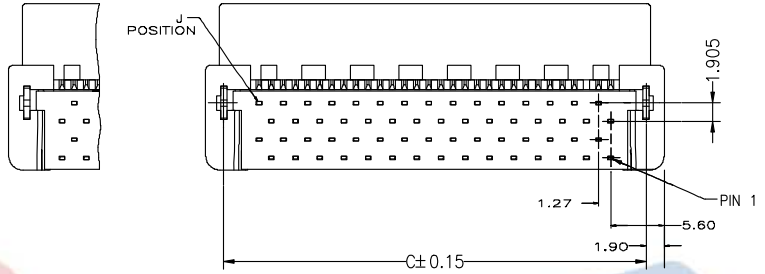
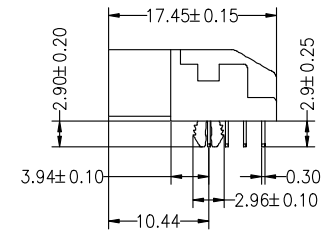
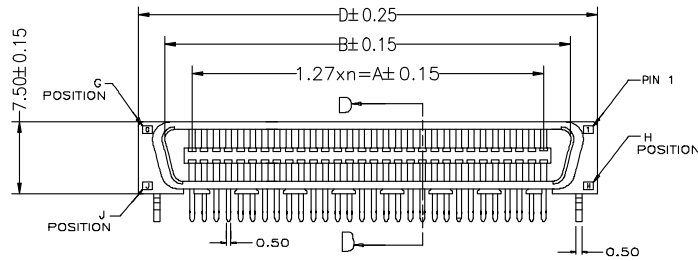


HSF RoHS

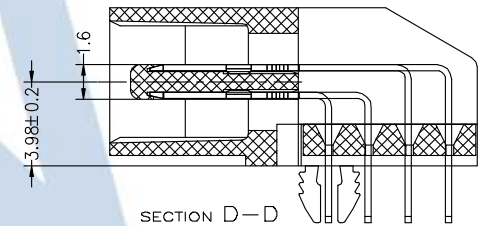
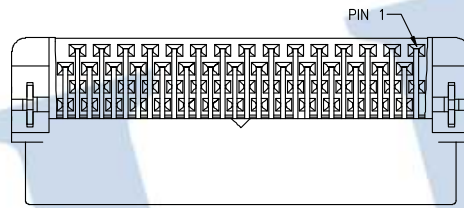
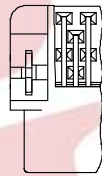
SPECIFICATIONS
 Rated Current:1.0AMP
 Contact Resistance:35mΩ Max
 Withstand Voltage:500V AC/DC
 Insulation Resistance:500MΩ Min
 Operation Temperature:-40°C to +105°C

MATERIAL:
 Contact Material:Phosphor bronze
 Boardlocks:Brass
 Insulator Material:LCP Polyester(UL94V-0)
 Resistance To Soldering Heat:
 260° C±5° C, 10s(LCP insulator)

2. FINISH:
 CONTACTS: (SEE TABLE) GOLD PLATED ON CONTACT AREA,
 3.81μm MIN. MATTE-TIN ON SOLDER TAIL, OVER
 1.27mm MIN. NICKEL UNDERPLATED.
 BOARDLOCKS: 3.81μm MIN. TIN-Cu OVER
 1.27mm MIN. UNDERPLATED.
3. G, J, H INDICATE NUMBER OF POSITION MARKED ON ASSEMBLY.



120	74.93	81.01	82.33	86.10	20	120	61
100	62.23	68.31	69.63	73.40	50	100	51
80	49.53	55.61	56.93	60.70	40	80	41
68	41.91	47.99	49.31	53.08	34	68	35
60	36.83	42.91	44.23	48.00	30	60	31
50	30.48	36.56	37.88	41.65	25	50	26
40	24.13	30.21	31.53	35.30	20	40	21
30	17.78	23.86	25.18	28.95	15	30	16
20	11.43	17.51	18.83	22.60	10	20	11
POS	A	B	C	D	G	J	H



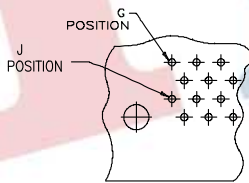
Ordering Information

6314 MXXX R D XX P W A 0 X

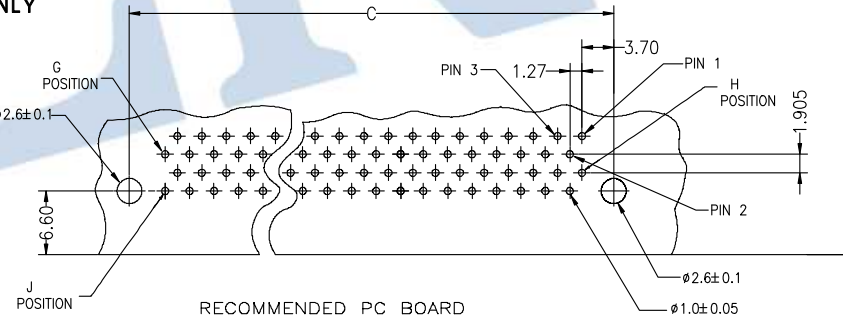
No.of Pins: 20,30,40,50, 60,68,80,100,120P
 Connector Type: R:Right Angle
 Contact Plating: G0:Gold Flash, S0:Gold Flash/Tin, S2:3U" Gold /Tin, S3:5U" Gold /Tin, S4:10U" Gold /Tin, S5:15U" Gold /Tin, S6:30U" Gold /Tin
 code stream: 01~99

FOR 30,50 POSITIONS ONLY

FOR 20, 40, 60, 68, 80, 100, 120 POSITIONS ONLY



FOR 30,50 POSITIONS ONLY



FOR 20, 40, 60, 68, 80, 100, 120 POSITIONS ONLY

				OPERATION		DRAW	Yiyusheng	19.11.09	SCALE	FIT	JILN ® 深圳市锦凌电子有限公司 SHENZHEN JINLING ELECTRONICS CO.,LTD Tel: 86-755-27483253 Fax: 86-755-2997-5588	
				X.X	±0.30							
				X.XX	±0.20	APPROVE			SIZE	A4	PART NO.	6314MXXXRDXXPWAOX
				X.XXX	±0.10							
REV	DATE	MODIFICATION DESCRIPTION	CHANGE	DIM	TOL	PROJ.						