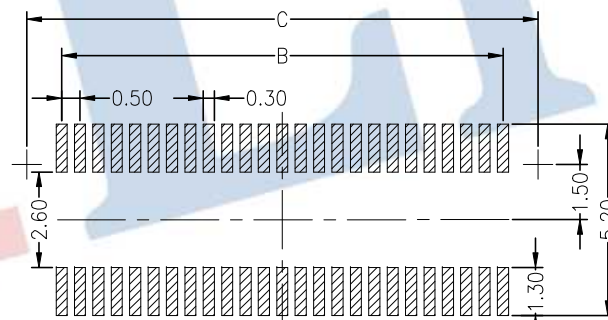
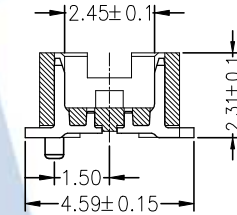
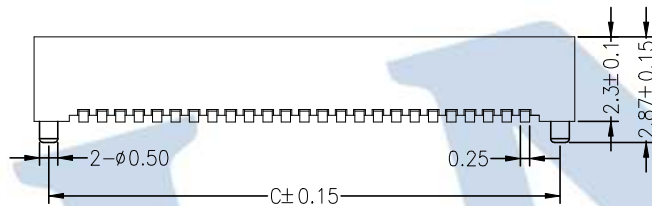
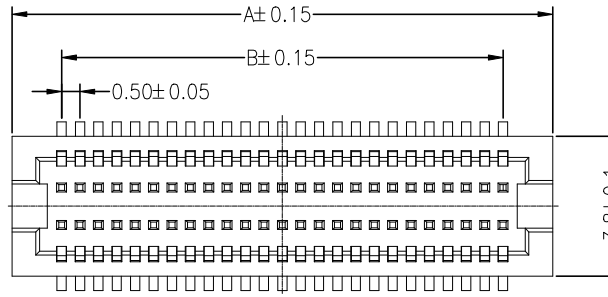


HSF RoHS

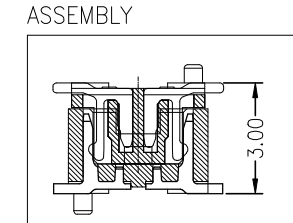
**SPECIFICATIONS
PERFORMANCE**

Electical Rating:AC/DC 50V 0.5A
 Insulation Resistance: 500M Ω
 Contact Resistance:30m Ω Max
 Withstang Volt:200V AC/minute
 Opratng Temperature:-40 $^{\circ}$ C to +105 $^{\circ}$ C
 Contact Material:Phosphor Bronze
 Plating:Au or Sn over Ni
 Insulation Material:PA46
 Max.Processing Temp:260 $^{\circ}$ C \pm 5 $^{\circ}$ C 5S

NO.OF Contacts	Dimensions		
	A	B	C
20pin	7.20	4.50	6.60
30pin	9.70	7.00	9.10
32pin	10.20	7.50	9.60
36pin	11.20	8.50	10.60
40pin	12.20	9.50	11.60
50pin	14.70	12.00	14.10
60pin	17.20	14.50	16.60
80pin	22.20	19.50	21.60
100pin	27.20	24.50	26.60



Recommended P.C.B Layout(Top Side)
(PCB BOARD TOLERANCE \pm 0.05)



Ordering Information

3720 F XXX 023 XX D X 0X

F=Female
 M=Male
 No.of pins
 20~100P
 Plastic Height
 023=2.3mm
 Contact Plating
 G1:Gold Flash
 G2:1.5U" Gold
 G3:2U" Gold
 G4:3U" Gold
 G5:5U" Gold
 S0:Gold Flash/Tin
 Insulator Material
 Option
 C=BK-PA6T
 D=BK-PA46
 F=BK-LCP
 Packing
 T=Tube
 R=Reel

				OPERATION		DRAW	Jelly Feng	22.11.01	SCALE	FIT	JILN ® 深圳市锦凌电子有限公司 SHENZHEN JINLING ELECTRONICS CO.,LTD Tel: 86-755-2997-5806/5802 Fax: 86-755-2997-5992	
				X.X	\pm 0.30							
				X.XX	\pm 0.20	CHECK			UNIT	mm	PART NO.	3720FXXX023XXDX0X
				X.XXX	\pm 0.10				SIZE	A4		
A0	2022.11.01	NEW DRAWING		Angle	\pm 3 $^{\circ}$	APPROVE			SHEET	1/1	TITLE:	0.5BTB-NPIN H=2.3母座带柱无定位片
REV	DATE	MODIFICATION DESCRIPTION		DIM	TOL				PROJ.			